



Mount Saint Mary College

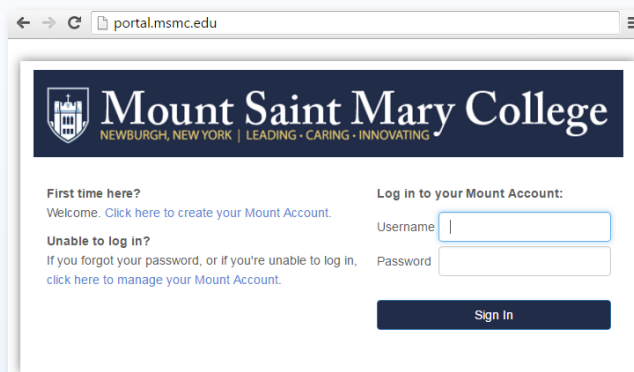


Monthly Payment Plan (MPP) Guide 2020 - 2021

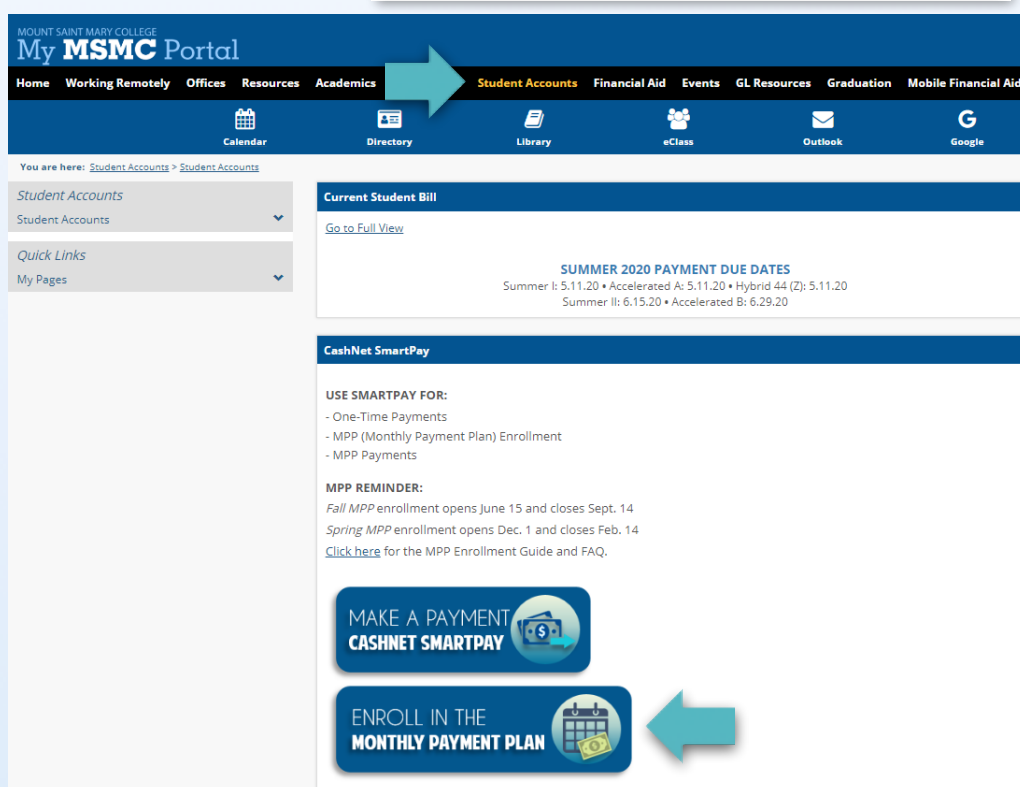
How to Enroll in the Monthly Payment Plan

Log on to the **Student Portal** at my.msmc.edu using your MSMC Username and Password.
Students may also invite other payers to

Next, select **Student Accounts** and click on **Enroll in the Monthly Payment Plan**.

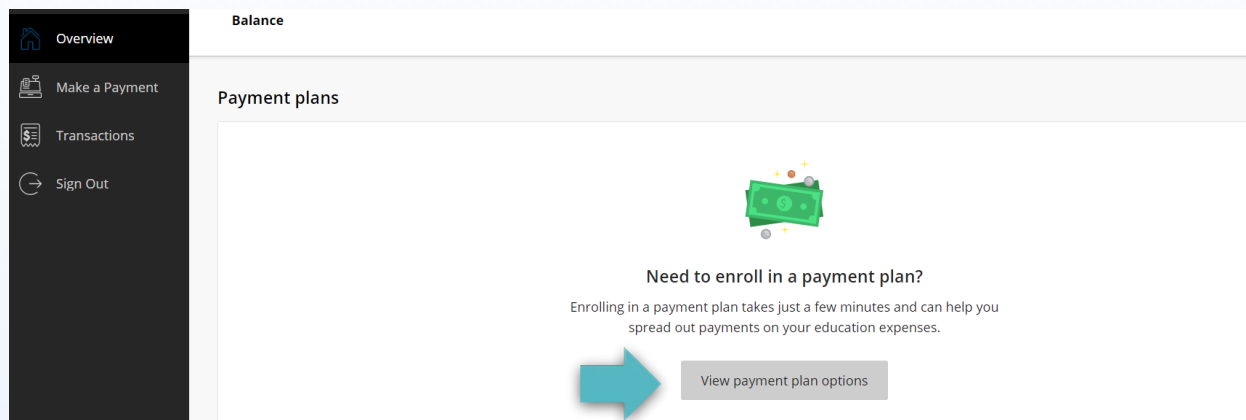


A screenshot of a web browser showing the login page for Mount Saint Mary College. The URL in the address bar is portal.msmc.edu. The page features the college's logo and name at the top. Below the logo, there are two main sections: 'First time here?' and 'Log in to your Mount Account:'. The 'First time here?' section includes a welcome message and a link to create a Mount Account. The 'Log in to your Mount Account:' section has input fields for 'Username' and 'Password', and a 'Sign In' button. There is also a link for users who forgot their password or are unable to log in.

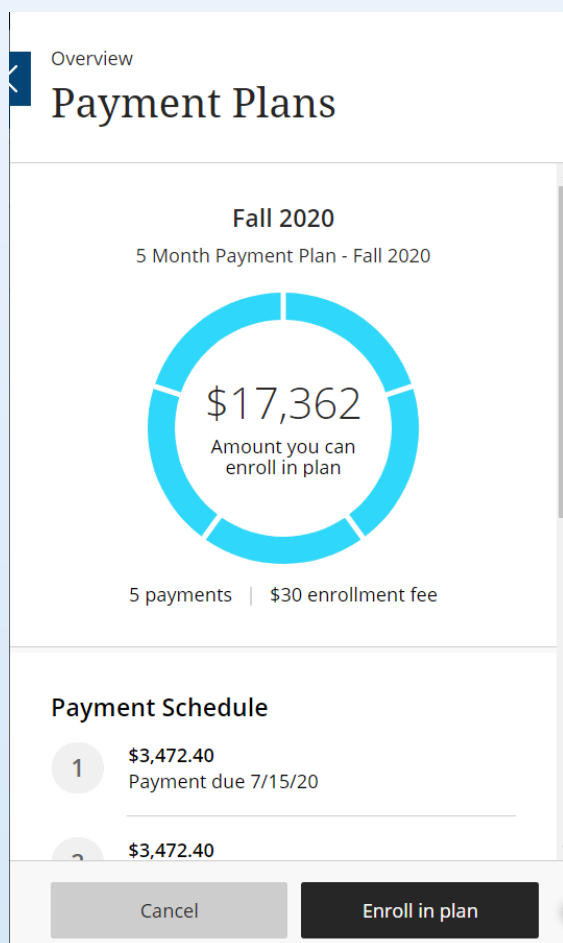


A screenshot of the Mount Saint Mary College My MSMC Portal. The top navigation bar includes links for Home, Working Remotely, Offices, Resources, Academics, Student Accounts, Financial Aid, Events, GL Resources, Graduation, and Mobile Financial Aid. Below this is a secondary navigation bar with icons for Calendar, Directory, Library, eClass, Outlook, and Google. The main content area is titled 'You are here: Student Accounts > Student Accounts'. It features a sidebar with 'Student Accounts' and 'Quick Links' sections. The main content area displays the 'Current Student Bill' section, which includes a link to 'Go to Full View' and 'SUMMER 2020 PAYMENT DUE DATES'. Below this is the 'CashNet SmartPay' section, which lists 'USE SMARTPAY FOR:' (One-Time Payments, MPP (Monthly Payment Plan) Enrollment, MPP Payments) and an 'MPP REMINDER:' section. At the bottom, there are two large buttons: 'MAKE A PAYMENT CASHNET SMARTPAY' and 'ENROLL IN THE MONTHLY PAYMENT PLAN'. A blue arrow points from the 'Student Accounts' link in the top navigation bar to the 'ENROLL IN THE MONTHLY PAYMENT PLAN' button.

Select View Payment Plan Options from your Overview page.



An overview of the current payment plan will appear. You can scroll this pop-out to preview the details. Select **Enroll in plan** to continue.



MONTHLY PAYMENT PLAN (MPP)

Terms and Conditions

Please read below and indicate your agreement to be bound by these terms and conditions by selecting the checkbox below.

I agree to pay the total amount of tuition and fees to Mount Saint Mary College on or before the scheduled due dates. I understand that Mount Saint Mary College may place for collection any delinquent or past due balance incurred. I agree that in this event, I will be responsible for any and all costs of collection. These costs may include late fees, interest, collection costs and/or attorney fees and court costs or any other cost associated with the collection of any delinquent balance owed to Mount Saint Mary College.

I also agree to the Monthly Payment Plan Terms:

A. The first monthly payment shall be paid on or before the scheduled due date, including the processing fee. Failure to make this payment or future payments by the scheduled date will result in late fees and withdrawal from the monthly payment plan.

B. Your monthly payments will be adjusted after enrollment if your student account balance changes. C. A student who fails to make full payment of tuition and fees, including any incidental fees, by the due date may be prohibited from registering for classes until payment is made in full.

☒ I have read and agree to be bound by the terms and conditions that govern this monthly payment plan.

Cancel

Continue

Review the terms & conditions. Then select Continue.

The first step in enrolling is to pay the one-time MPP Fall 2020 enrollment fee of \$30.00. Submit payment using a credit card (AMEX, Visa, Discover, or MasterCard) or bank account. Then enter your name, billing address, credit card/bank information, and click **Continue**.

Please note that the Payment Processing service will add a service charge of 2.75% to all student account payments using a debit or credit card. You can avoid this charge by making your payment using your bank account.

Overview

Payment Plan Enrollment

< Agreement

Enrollment fee

How would you like to pay?

Enrollment fee amount

\$30

* Payment method

Select...

AMERICAN EXPRESS

DISCOVER

MasterCard

MasterCard

VISA

Secure encrypted payment

Cancel

Continue

MONTHLY PAYMENT PLAN (MPP)

Review your payment information for accuracy, and select **Continue** to accept the terms and conditions and complete your payment of the MPP enrollment fee.

Last step! Let's make sure we have your correct information.

* Email address

① Enter a valid email address

All notifications regarding this payment plan will be sent to the email address(es) saved in your profile.

Summary

[Change](#)

Fall 2020: 5 Month Payment Plan - Fall 2020

Enrollment fee

\$30.00

Total

\$30.00

Payment details

[Change](#)

Card number

.... .. 7353

VISA

Expiration date

01 / 21

Zip/Postal code

12508

This site is protected by reCAPTCHA and the Google [Privacy Policy](#) and [Terms of Service](#) apply.


Cancel

Pay \$30

You are now enrolled in the Fall 2020 Monthly Payment Plan. Now that your enrollment is complete, you may set up auto pay, or go to your account overview.

[Overview](#)


Payment Plan Enrollment



\$30

Thanks for your payment! You're now enrolled in Fall 2020: 5 Month Payment Plan - Fall 2020

First installment: 7/15/20
Payment amount: \$3,472.40



Set up auto pay
Make your payments on time and avoid late fees!

[Go to overview](#)

MONTHLY PAYMENT PLAN (MPP)

You will have the option to set up auto pay if you do not want to do it now, but decide to turn it on later.

If declining the automatic payment option, the student/authorized user must manually submit payment by the 15th of each month to avoid a late fee.

Upon enabling auto pay, you will receive a payment schedule. If you selected a credit or debit card as your payment method, your service charge will also be indicated on your auto pay schedule.


Service charge

This site is owned and operated by Transact Campus, Inc. If you choose to make a payment by using Transact Campus SmartPay, you will be charged a service charge for each payment as shown below. This charge is assessed by Transact Campus, Inc. Service charges are included in your transaction and are paid directly to Transact Campus, Inc. Service charges are non-refundable.

Auto Pay Schedule

1	\$3,472.40 + \$95.49 service charge = \$3,567.89 Payment scheduled 7/15/20 Payment due 7/15/20
2	\$3,472.40 + \$95.49 service charge = \$3,567.89 Payment scheduled 8/15/20 Payment due 8/15/20
3	\$3,472.40 + \$95.49 service charge = \$3,567.89 Payment scheduled 9/15/20 Payment due 9/15/20
4	\$3,472.40 + \$95.49 service charge = \$3,567.89 Payment scheduled 10/15/20 Payment due 10/15/20
5	\$3,472.40 + \$95.49 service charge = \$3,567.89 Payment scheduled 11/15/20 Payment due 11/15/20

☒ I acknowledge that I have read and accept the terms and conditions of the Transact Campus, Inc. user agreement and I understand that my transaction includes a non-refundable service charge for each payment for the use of Transact Campus SmartPay. [View terms and conditions](#)



Continue

Now that you have successfully set up your Fall 2020 Monthly Payment Plan, you can easily check the status of your account.



MONTHLY PAYMENT PLAN (MPP)

The Overview will display your balance, and let you know that auto pay is turned on. You can also make a payment from this page.

Summary

Fall 2020: 5 Month Payment Plan - Fall 2020	\$17,362.00
Auto payment scheduled 7/15/20	\$3,472.40
Balance	\$17,362.00

Payment plans

Plan	Paid	Remaining
 202110: 5 Month Payment Plan - Fall 2020 	\$0	\$17,362

Recent transactions

No transaction history

[View all](#)

